

# Standard Use

Press a button on the remote control; a beep sounds when the top unit receives the signal.

## Washing

For washing rear using mild water pressure.

Cleanses your rear.

Cleanses your front (for ladies).

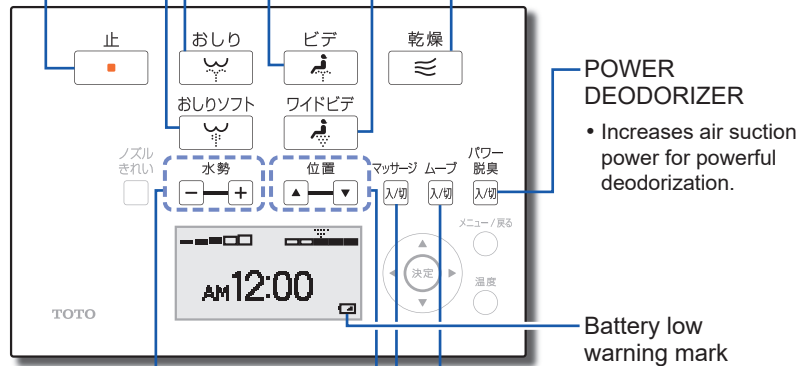
Wide bidet washes your rear thoroughly and quickly using mild water pressure.

## Drying

Dries wet parts using warm air.

## Stopping

Stops the operation.



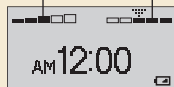
● The function that can be used when you press the “REAR”, “SOFT REAR”, “BIDET” or “WIDE BIDET” button during use.

■ **WATER PRESSURE ADJUSTMENT (5 steps.)**  
Water pressure display (Weak - Strong)

■ **WASH POSITION ADJUSTMENT (5 steps.)**  
Washing position display (Front - Rear)

■ **OSCILLATING**  
The wand moves back and forth to wash your rear thoroughly.

■ **PULSATING**  
Washes with the water pressure pulsating between soft and strong.



## Flushing

Full flush

Half flush

A small volume of water is used to flush the toilet bowl clean.  
• Use this if the toilet paper is not flushed away.

## Opening and closing

Opens and closes the toilet seat.

Toilet lid opens and closes.

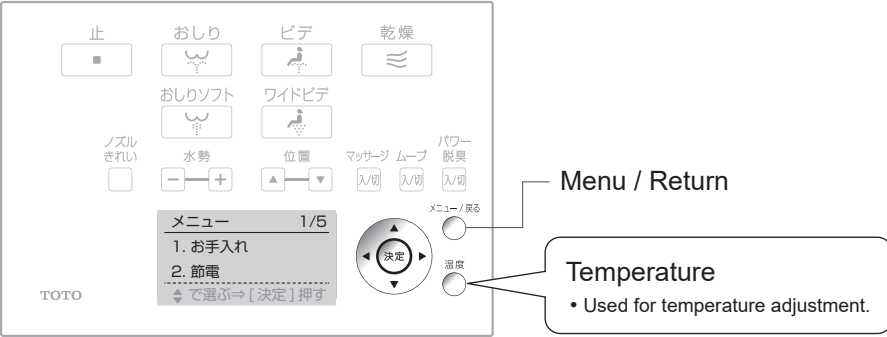
WAND CLEAN  
• The wand is cleaned with clean sterilized water.



More comfortable! More Energy-Savings!

# How to Use

List of menus that can be set by remote control.



You can set as desired

If you want to return to the previous item, press the button.

## How to set

**1** Press .

- The display screen changes.

**2** Set the item from the display screen.

- When you move the buttons (Up/Down), the frame of the item moves.
- When you move the buttons (Right/Left), you can select "Enter".
- When you press the button, the item is entered.

