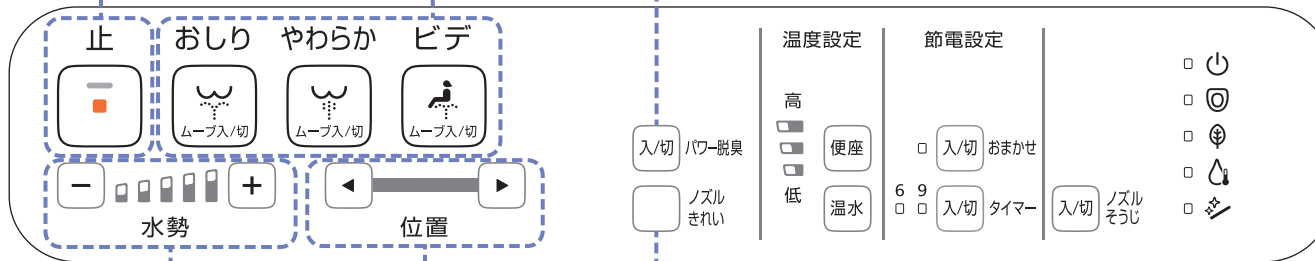
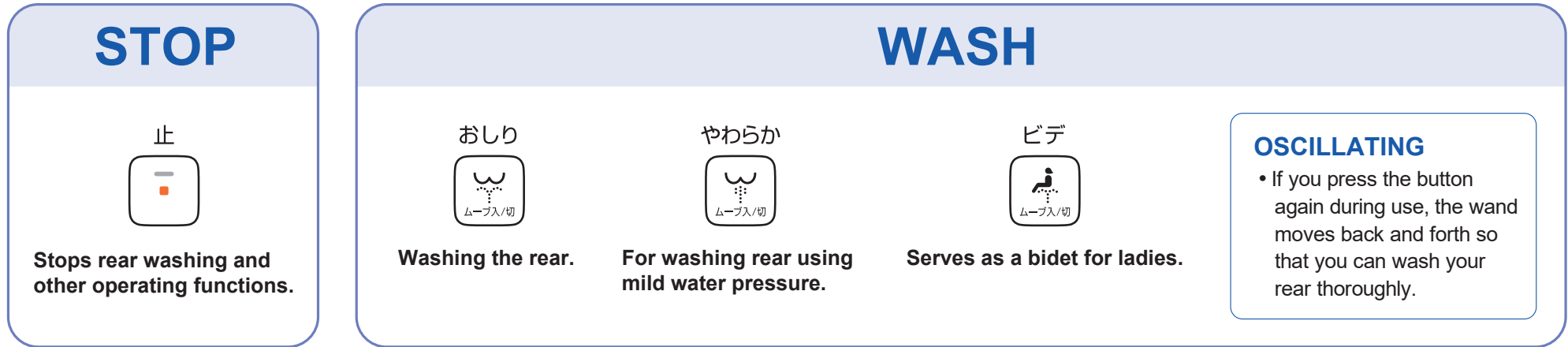


# Standard Use

Press a button on the Washlet control panel; a beep sounds when the main unit receives the signal.



## POWER DEODORIZER

- Increases air suction power for powerful deodorization.

● The function that can be used when you press the “REAR”, “SOFT REAR” or “BIDET” button during use.

## WATER PRESSURE ADJUSTMENT (5 steps.)

- The PRESSURE LEDs lights up when you sit on the toilet seat.

## WASH POSITION ADJUSTMENT (5 steps.)

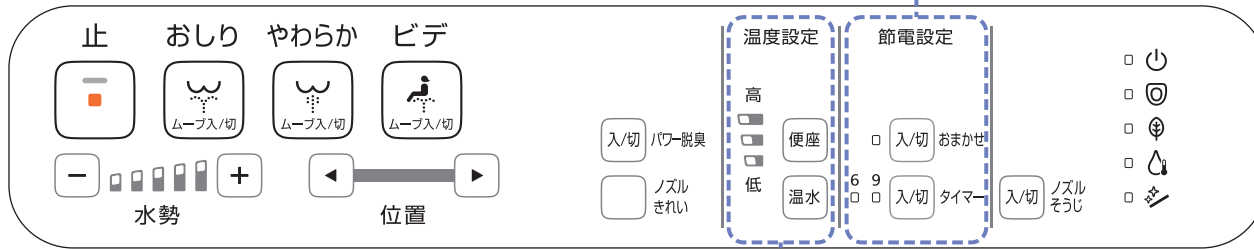
- The washing position returns to the standard position (3 steps.) when you stand up from the toilet seat.

## AUTO WAND CLEANING

- The wand is cleaned with clean sterilized water.

More comfortable! More Energy-Savings!

# How to Use



## Temperature Adjustment

Temperature can be changed to "Warm Water" and "Toilet Seat".

Displaying the temperature level of the pressed button

温度設定  
Toilet seat temperature adjustment button  
Warm water temperature adjustment button

高  
中  
低

便座  
温水



Press the button of the temperature you want to change.

2 Press the button selected in step 1 repeatedly until a desired temperature level lights up.

LED goes out.

OFF LOW MEDIUM HIGH

## Energy-Saving Features

### AUTO ENERGY-SAVING FUNCTION

The Washlet memorizes the time slot when the toilet is used less frequently and lowers the toilet seat temperature automatically to save energy.

※It takes approximately 10 days to determine the time slot where the toilet is used less frequently.

You can turn the feature ON/OFF at your discretion.

Press the 入/切 おまかせ

To turn the auto energy-saving function "ON"

↑ ↓

To turn "OFF" LED goes out.

### ENERGY-SAVING TIMER

Once set, the toilet seat heater turns off everyday at that time to save energy. (The energy-saving time period can be set to 6 or 9 hours.)

Example When using energy-saving function for 6 hours(1:00 - 7:00am).

When the time (1:00 am) you want to start energy saving function is reached, press the 入/切 タイマー button repeatedly until the "6" LED lights up.

6 9 入/切 タイマー

Setting completed

6 hours

9 hours

OFF LED goes out.